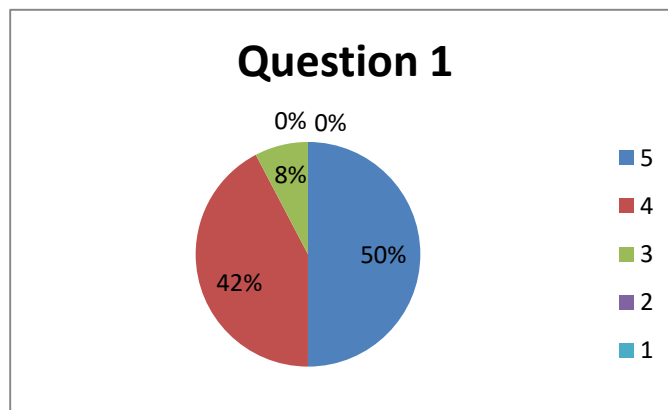


Sovarani Memorial College Teachers' Feedback Analysis 2019-20

Teacher's feedback data have been collected considering 17 questions. The feedback analysis of those questions is given below.

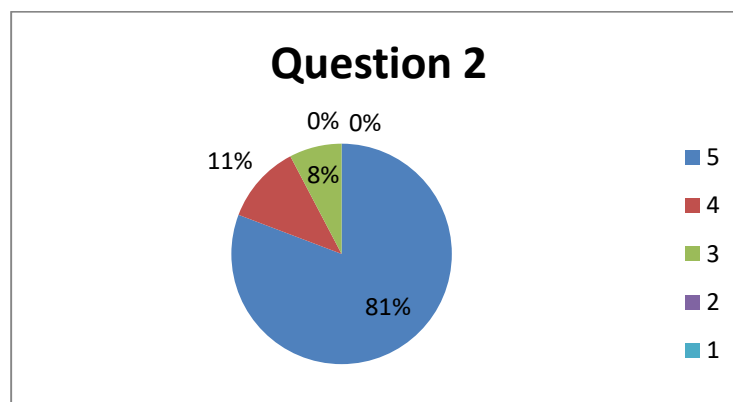
1. The College encourages participatory decision making by involving employees at various levels.

✓ *Half of the teachers say that the college encourages them fully in participatory decision making. The rest of the teachers also give satisfactory response.*

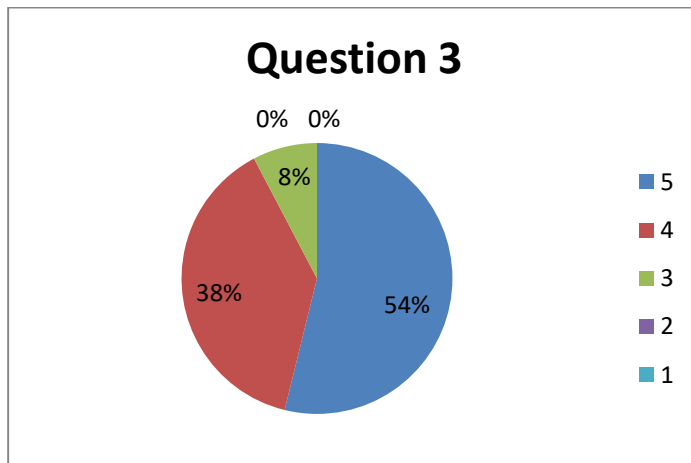


2. Faculty members have the freedom to adopt new techniques / strategies of teaching such as group discussions, seminar presentations, etc.

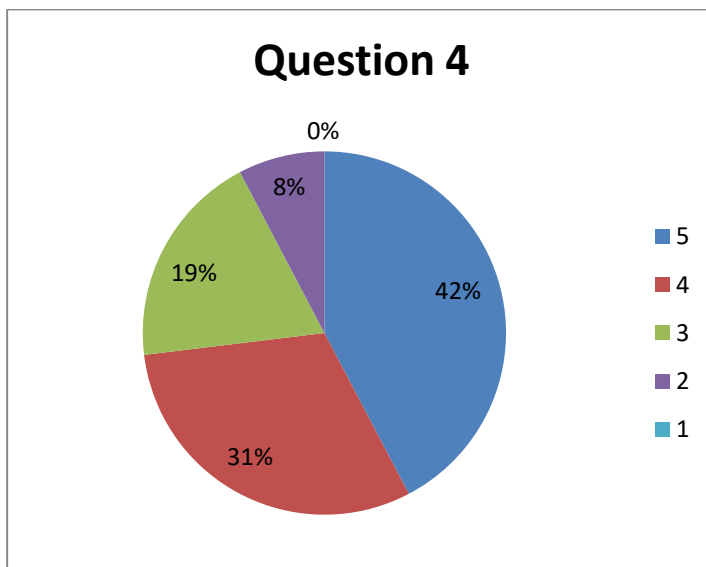
✓ *A sufficiently large (81%) number of teachers confirm that they have the freedom in this regard.*



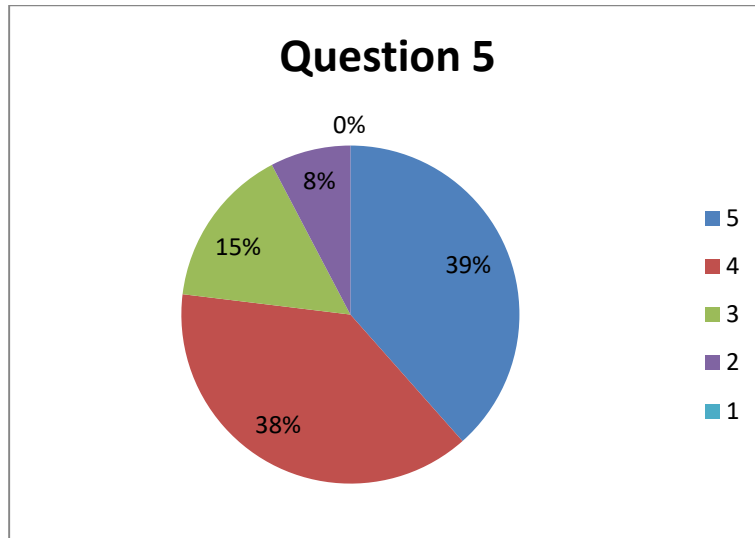
3. College encourages faculty members to invite experts from academia, research institutions and industry in workshops/seminars etc. organized by respective Departments.
- ✓ *More than 50% of the teachers are fully satisfied and others are satisfied to a good extent in this issue.*



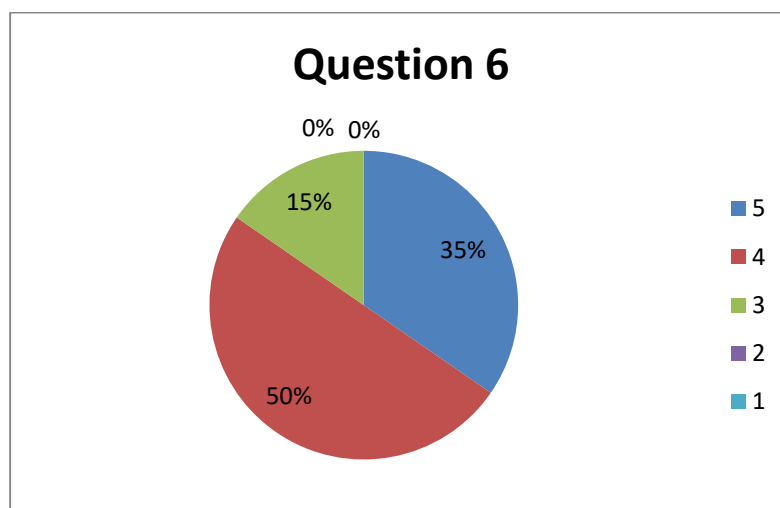
4. The library is adequately equipped with different learning resources, including books, Journals, e-resources etc.
- ✓ *Most of the teachers give good ranks to the library in this context.*



5. The procedure of procurement of books etc. in the library is fair and transparent.
- *Majority of the teachers confirm that it is quite fair and transparent while only 8% of them find in to be least transparent and fair.*

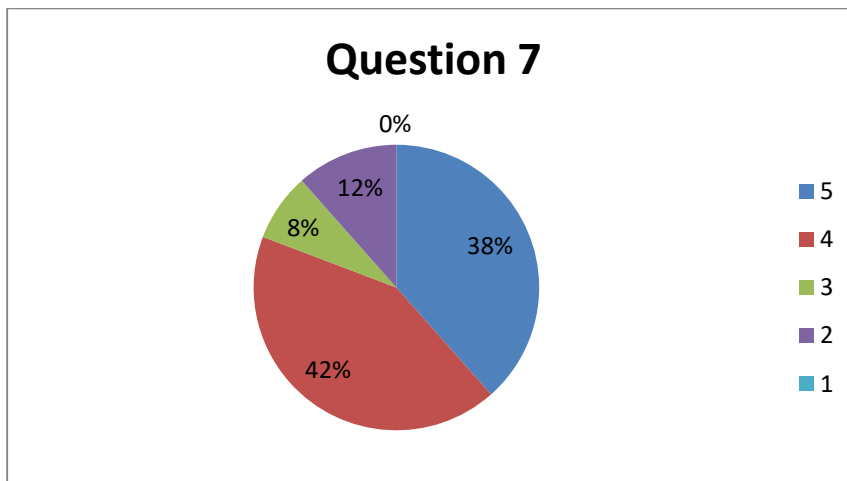


6. The library is optimally used by the faculty, students and research scholars.
- ✓ *Most of the teachers confirm the optimal use of library by themselves and the students.*



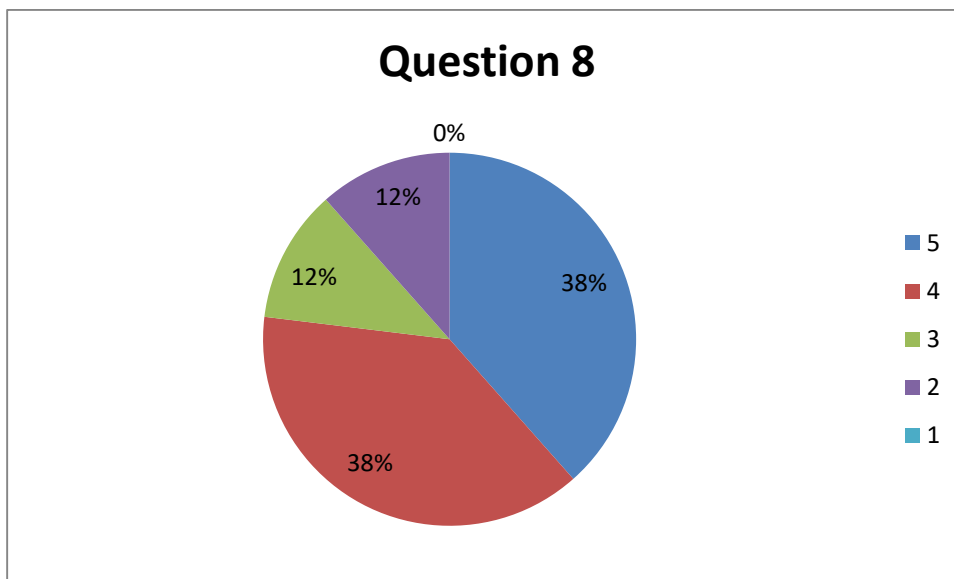
7. The timings of the library as well as the procedure for issue/return of books in the library are convenient.

- ✓ *A large number of the teachers find it most convenient while the others find it convenient enough excepting a few who find it to be quite inconvenient.*



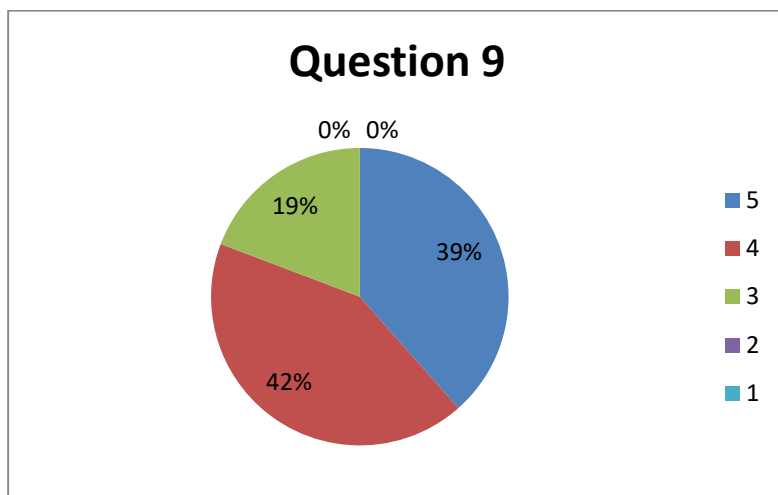
8. College website is updated and well maintained.

- ✓ *Most of the teachers are satisfied, fully or sufficiently, with the maintenance of the college website*



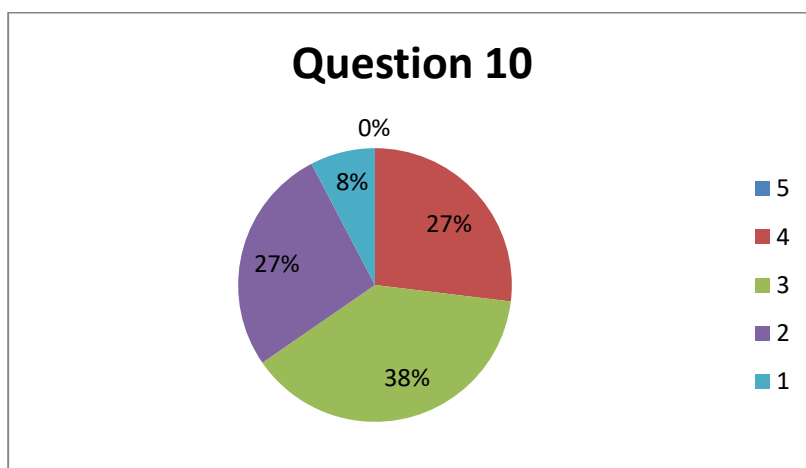
9. The College supports the participation of faculty in national conferences/seminars/symposia by providing academic leave and financial support.

✓ *Most of the teachers find the college to be very cooperative in this regard.*



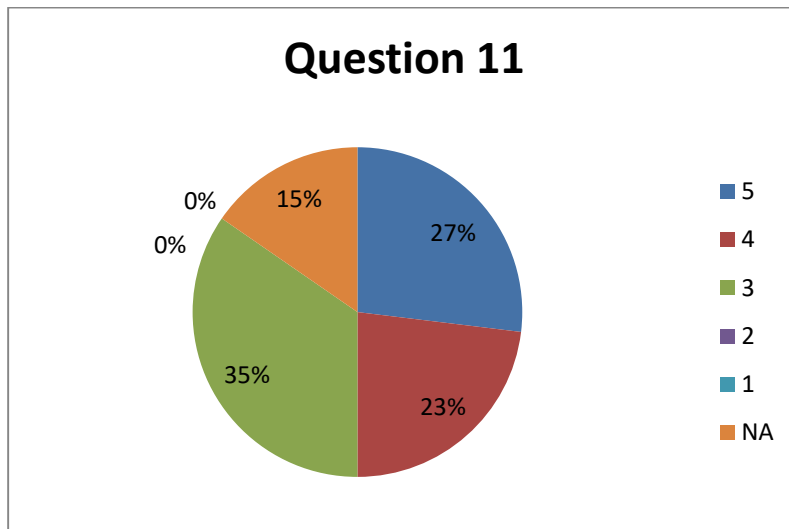
10. The toilets are sufficient, clean and well maintained.

✓ *Only 27% of the teachers find the toilet to be good while the others find it satisfactory or not good.*



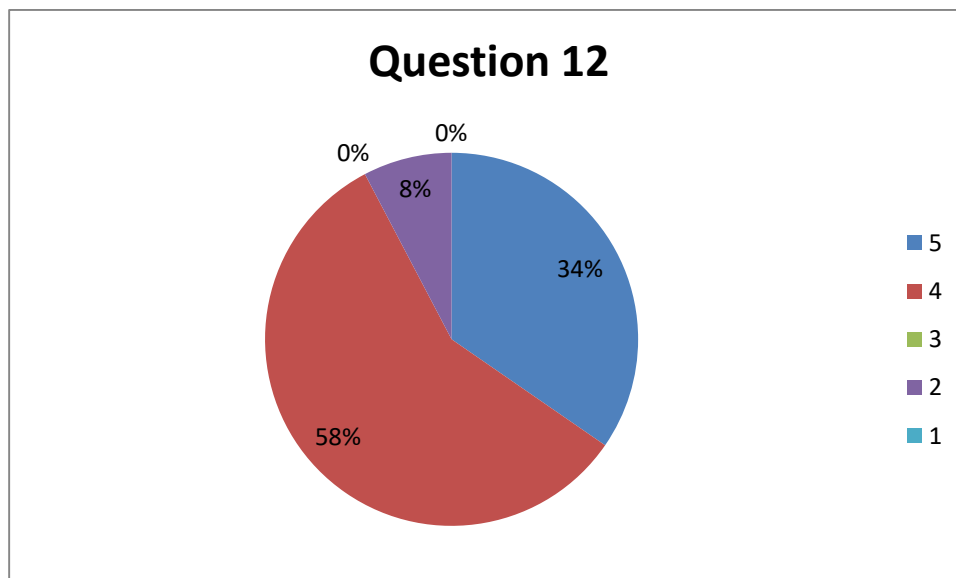
11. The labs are adequately equipped for hands-on training of students (if applicable) and research.

- ✓ *Most of the teachers are of opinion that the labs are well or very well equipped. A 15% of the teachers refused to give any opinion in this regard.*



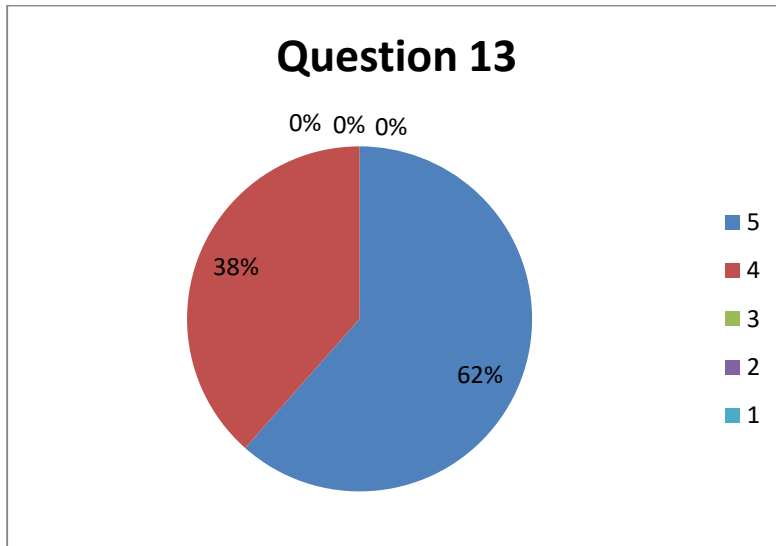
12. The College administration is approachable and faculty-friendly.

- *Only a few(8%) of the teachers find it to be less faculty-friendly.*



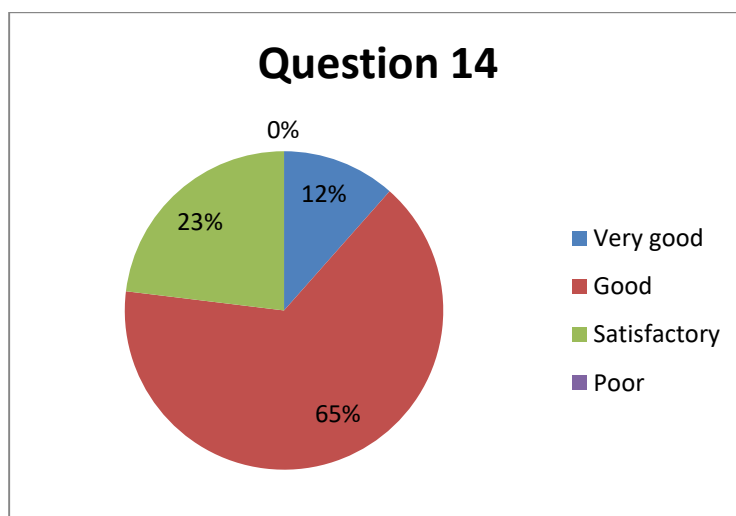
13. Faculty are free to express and share their opinions, ideas and suggestions.

✓ *Almost all the teachers mark the college good in this regard.*



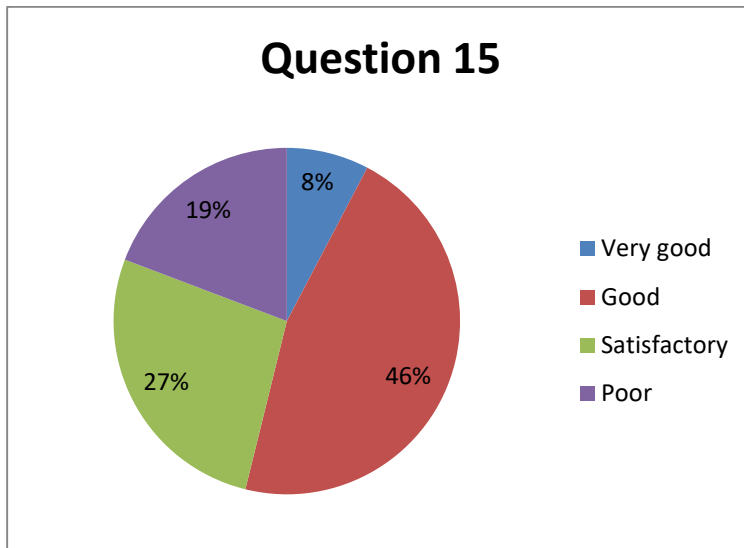
14. Teaching Learning Environment

✓ *Most of the teachers find to be good while many of them consider it to be satisfactory and a good number of them call it to be very good.*



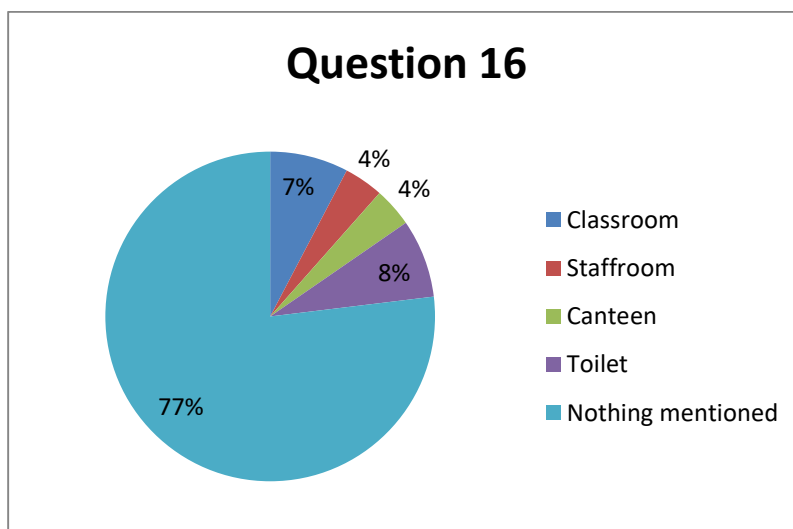
15. Ambience and physical infrastructure facilities better performance, classrooms, and laboratories, security, hygiene and sanitation

- ✓ A few of the teachers find it to be very good while a sufficient number (19%) of them states that it is poor. The others consider it to be satisfactory or good.



16. Improvement Needed

Most of the teachers did not mention the area in which the improvement is needed. A few suggests for classrooms and toilet while another small lot suggests for toilet and canteen.



For the first 13 questions, asked to the teachers, the responses were recorded as a score within the range from 1 to 5. The mean score of each question have been calculated and presented in the following table.

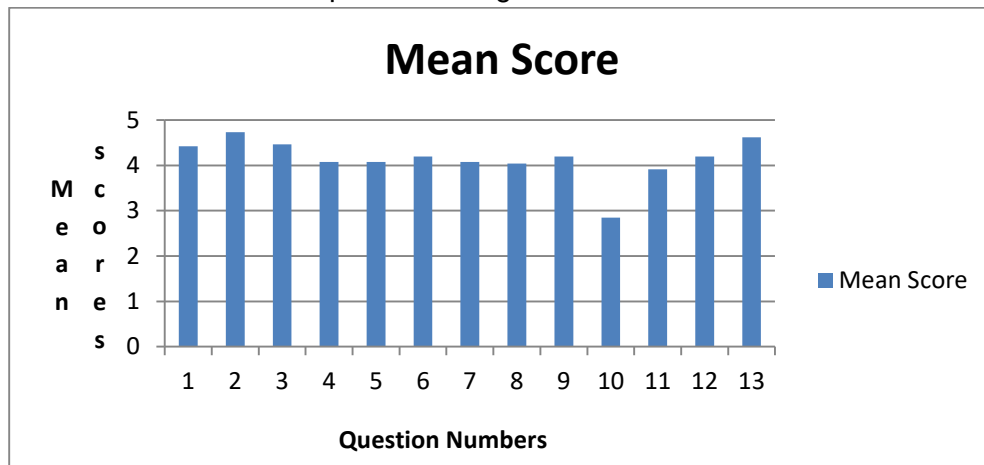
Table 1: Mean scores of the questions

Question Number	Mean Score
1	4.423076923
2	4.730769231
3	4.461538462
4	4.076923077
5	4.076923077
6	4.192307692
7	4.076923077
8	4.038461538
9	4.192307692
10	2.846153846
11	3.909090909
12	4.192307692
13	4.615384615

It is observed that the mean score is highest (4.73) for the second question and it is least for the question number 10 (2.846).

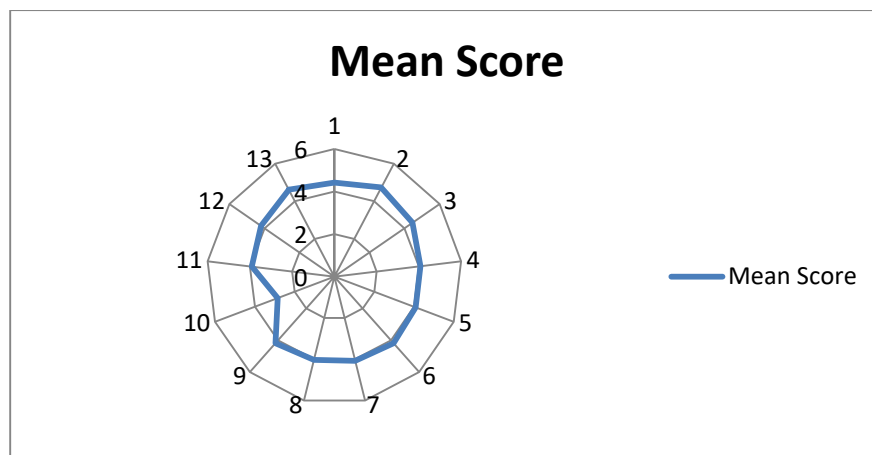
In the following graph (graph 1), bar diagrams have been constructed with the mean scores for each of the question.

Graph 1: Bar diagram of the mean scores



Finally, with the mean scores a radar chart has been constructed. It presented in graph 2.

Graph 2: Radar Chart of the mean scores



Source: (Table1 and Graph 1 and Graph 2): Primary data collected from the teachers of the College.

Photocopy of questionnaire

Sovarani Memorial College
FACULTY FEEDBACK FORM FOR AY 2019-2020

KINDLY PROVIDE YOUR OPINION ABOUT THE FOLLOWING ASPECTS REGARDING THE
 FUNCTIONING OF OUR COLLEGE.

POINTS ASSIGNED FOR DIFFERENT CRITERION
Strongly Agree - 5 Agree- 4 Neutral - 3 Disagree-2 Strongly Disagree - 1

1. DESIGNATION (Optional)
☒ ASSOCIATE PROFESSOR/LIBRARIAN
☐ ASSISTANT PROFESSOR/LIBRARIAN
☐ STATE AIDED COLLEGE TEACHERS CATEGORY-I
☐ STATE AIDED COLLEGE TEACHERS CATEGORY-II

2. DEPARTMENT (Optional)
☐ BENGALI ☐ ENGLISH ☐ HISTORY ☐ POLITICAL SCIENCE ☐ MATHEMATICS
☐ COMMERCE ☐ CHEMISTRY ☐ PHYSICS ☐ ECONOMICS ☐ PHY. EDUCATION
☐ ZOOLOGY ☐ SANSKRIT ☐ EDUCATION ☐ PHILOSOPHY ☐ ARABIC ☐ BOTANY

FEEDBACK ON ACADEMIC (Mark only one oval)

1. The College encourages participatory decision making by involving employees at Various levels.
☒ 5 ☐ 4 ☐ 3 ☐ 2 ☐ 1

2. Faculty members have the freedom to adopt new techniques / strategies of teaching such as group discussions, seminar presentations, etc.
☒ 5 ☐ 4 ☐ 3 ☐ 2 ☐ 1

3. College encourages faculty members to invite experts from academia, research Institutions and industry in workshops/seminars etc. organized by respective Departments.
☒ 5 ☐ 4 ☐ 3 ☐ 2 ☐ 1

4. The library is adequately equipped with different learning resources, including books, Journals, e-resources.
☒ 5 ☐ 4 ☐ 3 ☐ 2 ☐ 1

5. The procedure of procurement of books etc. in the library is fair and transparent.
☒ 5 ☐ 4 ☐ 3 ☐ 2 ☐ 1

6. The library is optimally used by the faculty, students and research scholars.
☐ 5 ☒ 4 ☐ 3 ☐ 2 ☐ 1

7. The timings of the library and the procedure for issue/return of books in the library are convenient.
☒ 5 ☐ 4 ☐ 3 ☐ 2 ☐ 1

8. College website is updated and well maintained.
☐ 5 ☒ 4 ☐ 3 ☐ 2 ☐ 1

9. The College supports the participation of faculty in national conferences/seminars/ symposia by providing academic leave and financial support.
☒ 5 ☐ 4 ☐ 3 ☐ 2 ☐ 1

10. The toilets are sufficient, clean and well maintained.
☐ 5 ☐ 4 ☐ 3 ☒ 2 ☐ 1

11. The labs are adequately equipped for hands-on training of students (if applicable) and research.
☐ 5 ☐ 4 ☒ 3 ☐ 2 ☐ 1

12. The College administration is approachable and faculty-friendly.
☐ 5 ☒ 4 ☐ 3 ☐ 2 ☐ 1

13. Faculty are free to express and share their opinions, ideas and suggestions.
☒ 5 ☐ 4 ☐ 3 ☐ 2 ☐ 1

14. Teaching Learning Environment.
☐ Very Good ☒ Good ☐ Satisfactory ☐ Poor

15. Ambience and physical infrastructure facilities better performance, classrooms, and laboratories, security, hygiene and sanitation
☐ Very Good ☒ Good ☐ Satisfactory ☐ Poor

16. IMPROVEMENT NEEDED
☒ Classroom ☐ Canteen ☐ Toilets ☐ Staff Room ☐ Toilets