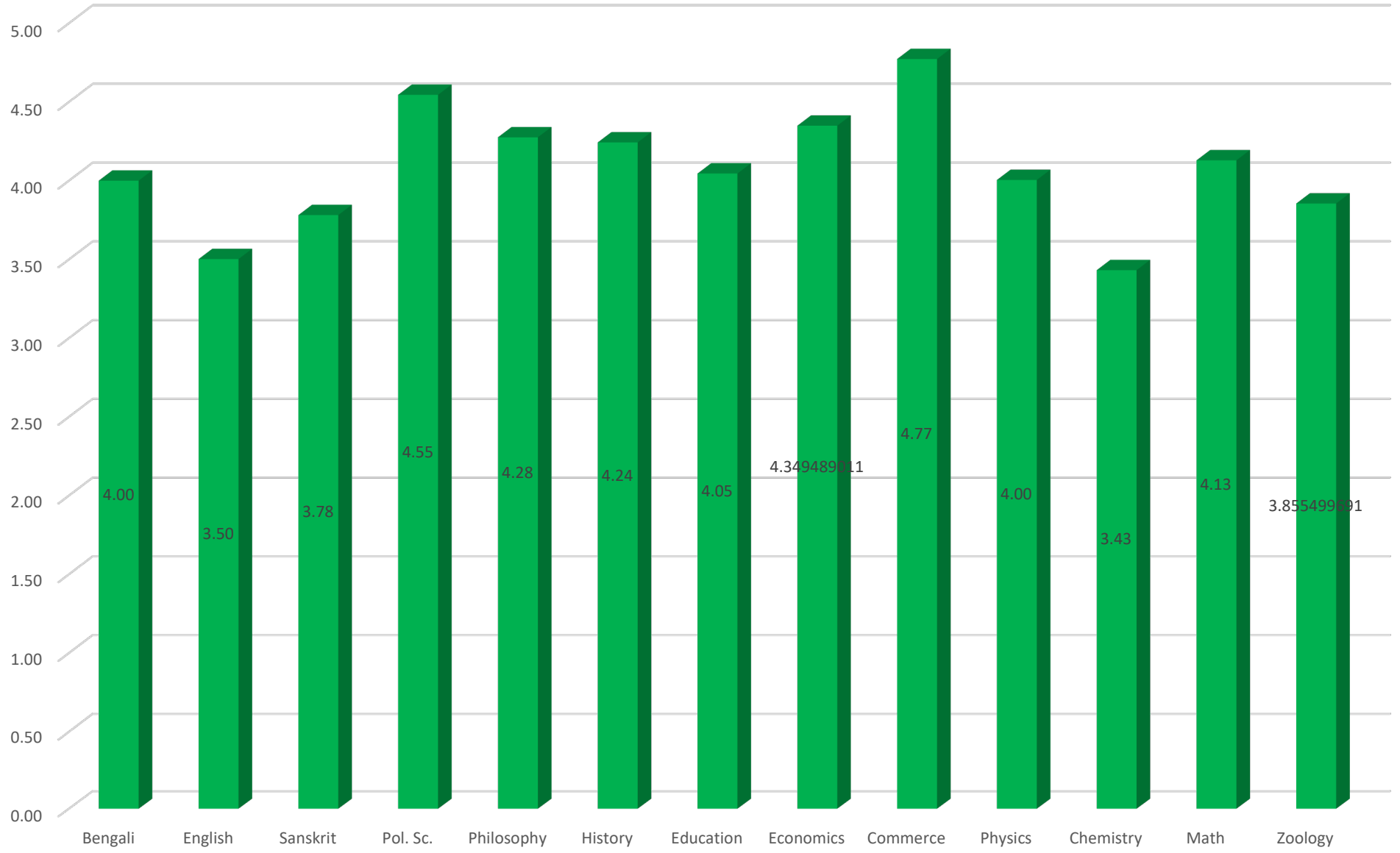


Overall Departmentwise



Department	Overall Dept
Bengali	4.00
English	3.50
Sanskrit	3.78
Pol. Sc.	4.55
Philosophy	4.28
History	4.24
Education	4.05
Economics	4.349489011
Commerce	4.77
Physics	4.00
Chemistry	3.43
Math	4.13
Zoology	3.855499691

Chart Title

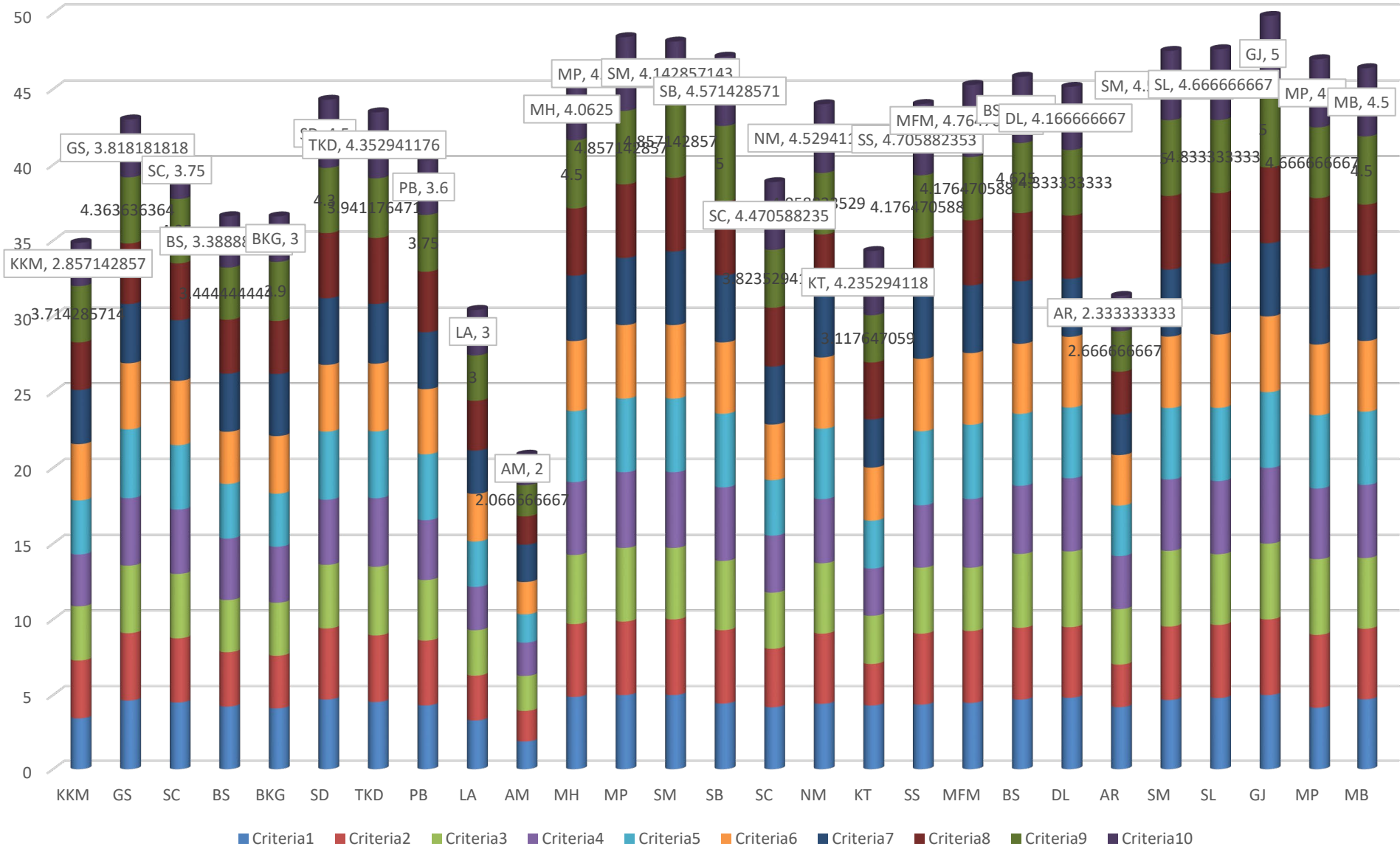
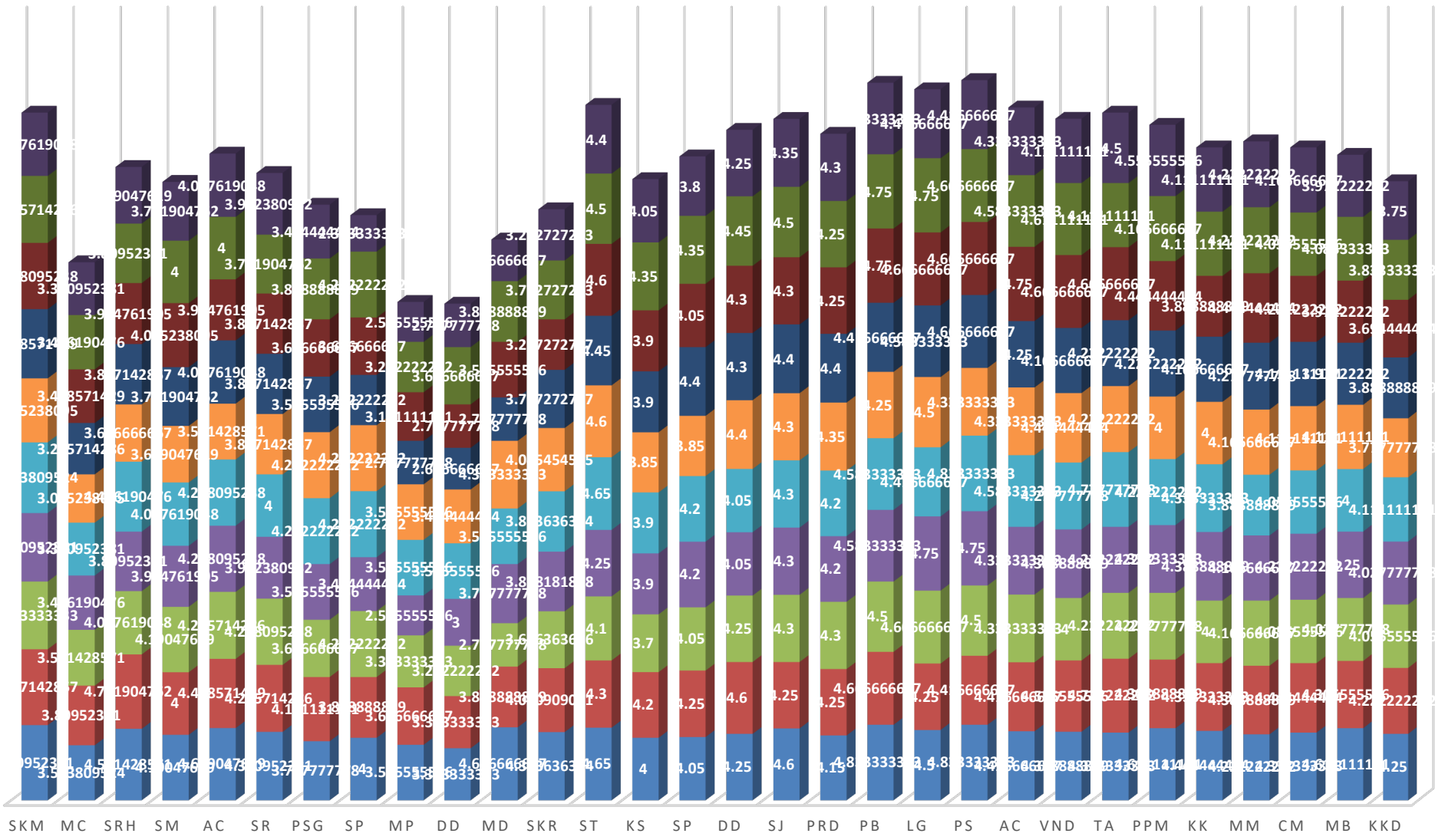
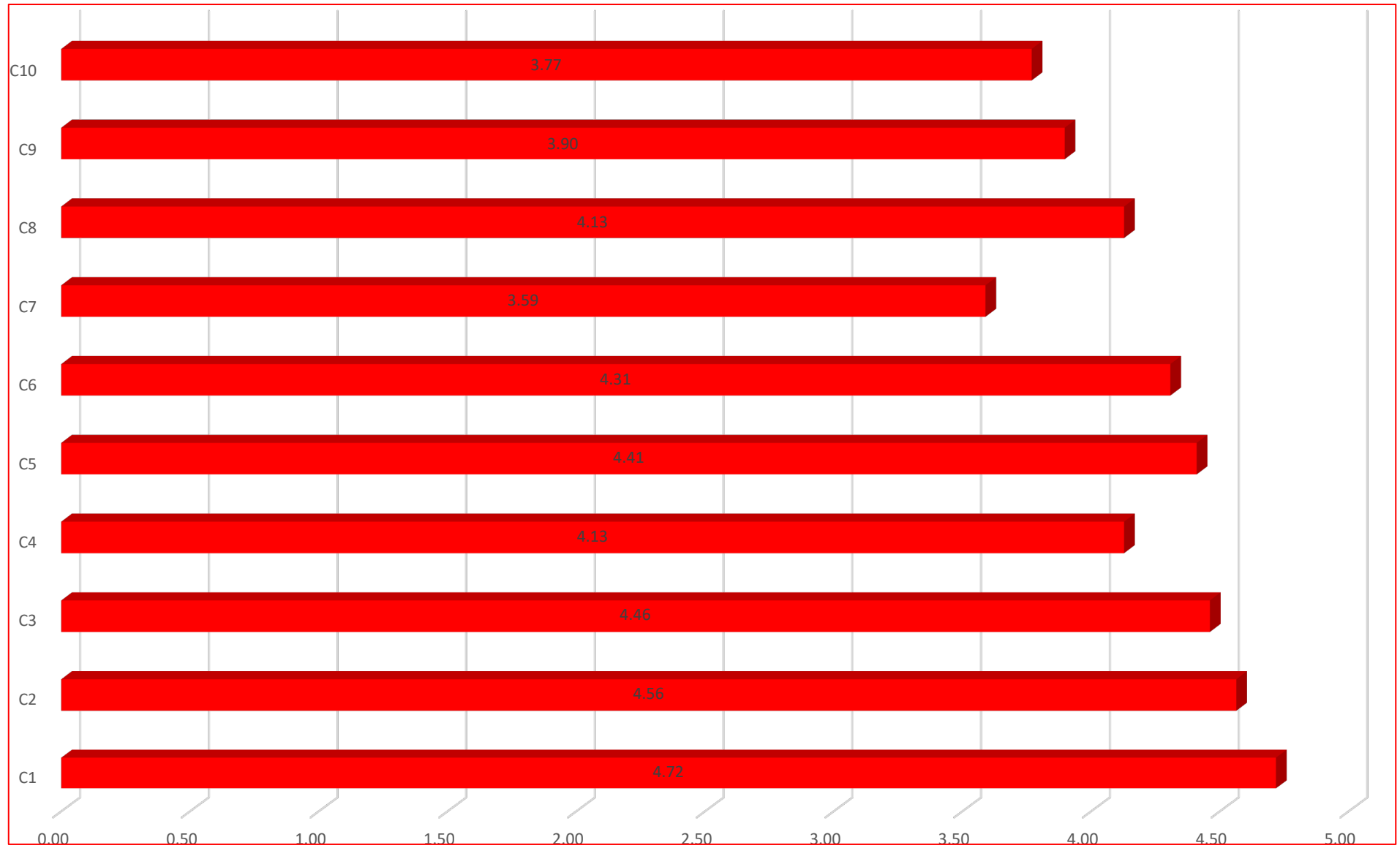


CHART TITLE

Criteria1 Criteria2 Criteria3 Criteria4 Criteria5 Criteria6 Criteria7 Criteria8 Criteria9 Criteria10



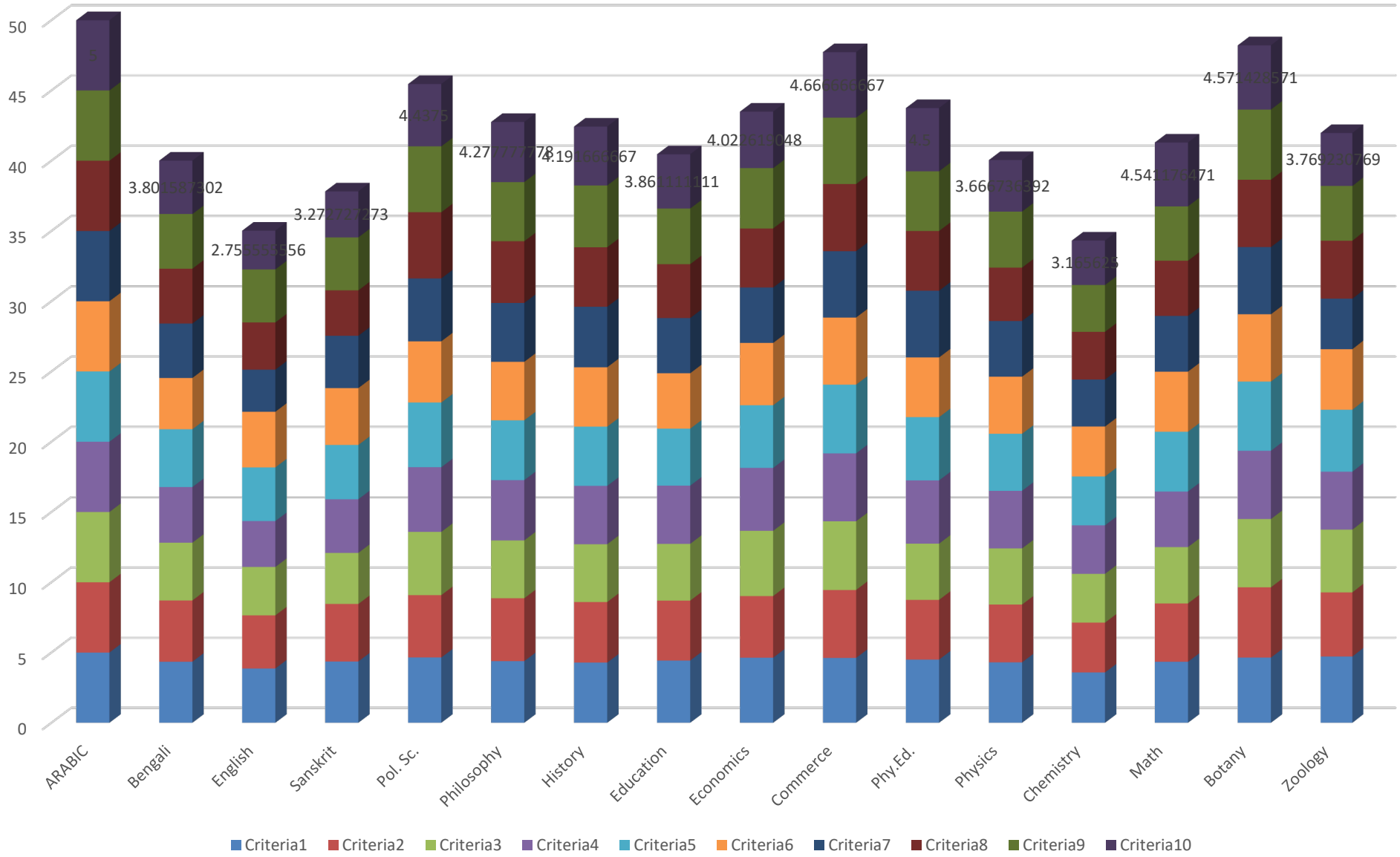
Score



Criteria	Score
C1	4.72
C2	4.56
C3	4.46
C4	4.13
C5	4.41
C6	4.31
C7	3.59
C8	4.13
C9	3.90
C10	3.77

Department	Sample No
ARABIC	3
Bengali	21
English	9
Sanskrit	22
Pol. Sc.	12
Philosophy	18
History	20
Education	36
Economics	13
Commerce	10
Phy.Ed.	4
Physics	18
Chemistry	20
Math	17
Botany	7
Zoology	13

Chart Title



Department	Criteria1	Criteria2	Criteria3	Criteria4	Criteria5	Criteria6	Criteria7	Criteria8	Criteria9	Criteria10
ARABIC	5	5	5	5	5	5	5	5	5	5
Bengali	4.349206	4.357143	4.111111	3.960317	4.111111	3.650794	3.873016	3.904762	3.888889	3.801587
English	3.866667	3.777778	3.444444	3.266667	3.822222	3.955556	3	3.355556	3.777778	2.755556
Sanskrit	4.363636	4.090909	3.636364	3.818182	3.863636	4.045455	3.727273	3.227273	3.772727	3.272727
Pol. Sc.	4.645833	4.4375	4.5	4.604167	4.604167	4.354167	4.479167	4.708333	4.6875	4.4375
Philosophy	4.388889	4.472222	4.12037	4.287037	4.259259	4.157407	4.194444	4.388889	4.212963	4.277778
History	4.283333	4.308333	4.116667	4.15	4.216667	4.225	4.308333	4.233333	4.4	4.191667
Education	4.430556	4.263889	4.041667	4.138889	4.055556	3.944444	3.930556	3.833333	3.958333	3.861111
Economics	4.631795	4.388095	4.641667	4.47619	4.459524	4.434524	3.944048	4.204762	4.291667	4.022619
Commerce	4.619048	4.833333	4.888889	4.833333	4.888889	4.777778	4.722222	4.777778	4.722222	4.666667
Phy.Ed.	4.5	4.25	4	4.5	4.5	4.25	4.75	4.25	4.25	4.5
Physics	4.302367	4.112081	3.992833	4.102583	4.05568	4.063279	3.965004	3.800193	3.987649	3.666736
Chemistry	3.581845	3.544792	3.473958	3.454911	3.476042	3.550298	3.346577	3.39747	3.329167	3.165625
Math	4.341176	4.152941	4.011765	3.952941	4.255674	4.27552	3.964706	3.929412	3.870588	4.541176
Botany	4.642857	5	4.857143	4.857143	4.928571	4.785714	4.785714	4.785714	5	4.571429
Zoology	4.717949	4.564103	4.461538	4.128205	4.410256	4.307692	3.589744	4.128205	3.897436	3.769231

How the feedback obtained is being analysed and utilized for overall development of the institution?

Students' feedback is obtained majorly from senior students who have attended classes at least for two years. Due to lack of full time faculty in various departments, we have to appoint Guest Lecturers in various departments who are frequently changed because of casual nature of their job. We have collected feedback on ten point criteria, namely, 1) Punctuality in taking classes(Punctuality), 2) Ability to generate interest in subject(Interest), 3) Ability to relate subjects with real life(real life), 4) Efforts to teach and complete the curriculum(syllabus), 5) Ability to simplify hard topics(Simplification), 6) Efforts to clarify doubts(Doubts clarification), 7) Extent of using ICT in teaching-learning(ICT use), 8) Availability of teachers beyond class hours(Beyond class), 9) Rate your teacher in terms of examination orientation(Exam orientation), 10) Extent of job oriented discussion in class.

Students are asked to evaluate only those teachers whose classes, they have attended in different years. They have been asked to evaluate each and every teacher of their departments on five point scale. Feedback has been taken in qualitative form with five grades namely, A, B, C, D and E. It is converted numerically to analyze the feedback. Due to this, we get non-uniform data. We have calculated mean and coefficient of variation.

Studying the overall feedback, it can be concluded that in criteria like punctuality and generating interest among students about the subjects, our teachers are performing satisfactorily but regarding criteria like use of ICT, availability of teachers beyond class hours and teaching to help students in job oriented activities, our teachers are lagging behind. In respect of analyzing the feedback department-wise, we have decided to leave out the departments where number of respondents is less than nine such as Botany(7), Physical Education(4) and Arabic (3). Among the departments, Commerce (4.77), Political Science(4.55) and Economics(4.35) performed better but Chemistry (3.43) and English (3.50)are lagging far behind than all other departments. If we observe the number of full time faculties in various department, better performance of Commerce(4.77) and Political Science(4.55) as well poor performance of Chemistry and English can be predicted. Better performance of Economics is remarkable in students' feedback despite lack of adequate full time faculty. Students' feedback clearly suggests that

Teachers of our college faired well in terms of Punctuality in taking classes(4.72), Ability to generate interest in subject(4.56) and Ability to relate subjects with real life(4.46) but our college is lagging behind in Extent of using ICT in teaching-learning(3.59), Extent of job oriented discussion in class(3.77) and Rate your teacher in terms of examination orientation(3.90). Regarding ICT use, administration should encourage teachers regarding use of ICT in inculcating education and recently, our college has taken many initiatives regarding job-oriented programmes.

Teacherwise analysis of feedback shows that Paromita Sarkar(4.61) and Pradyumna Bandyopadhyay(4.59) were leading among arts faculty and Debika Das(3.18) and Manabendra Pramanick(3.19) from English are lagging behind. Feedback of Mousumi Chakraborty being full time faculty is alarmingly low(3.44). Here also, we left out departments having less than ten samples. In case of science and commerce, feedback of Goutam Jana is maximum (4.98) followed by Mousumi Pal(4.84) and Suresh Mondal(4.81). Feedback of Atanu Maji of Chemistry is lowest among teachers (2.09). Feedback of Lakshmikanta Adak(3.04) and Arnab Roy(3.13) in Economics are also lagging behind. Teachers having good feedback should be encouraged to improve their feedback further and teachers lagging behind should take care to bring their feedback at a permissible level.

Principal has seen the complete report and he has asked the teachers of various departments whose performance are not satisfactory, to improve their performance as far as practicable in future. He has also praised the teachers with extra-ordinary feedback to maintain their performance in the days to come.